

Leaving No One Behind

COUNTRY EXPERIENCE IN IMPROVEMENT OF DATA COLLECTION SYSTEMS AND INTER- SECTORAL INTERACTION

RUSSIAN FEDERATION

Federal State Statistics Service
E.M. Shubochkina

Concept of Long-Term Social and Economic Development of the Russian Federation till 2020 (Decree of the Government of the Russian Federation dated November 17, 2008 N 1662-r)

- prevalence by 2020 of family types of care after the children left without parental care
 - improvement of the order and procedure of adoption of children, accession to replacement families
-

National Action Strategy in the Interests of Children for 2012-2017

Action Plan for 2015-2017 to implement the most important provisions of the National Action Strategy in the Interests of Children (Decree of the Government of the Russian Federation dated February 5, 2015 N 167-r)

- Expansion of effective models of socialization of pupils and graduates of organizations for orphaned children and children left without parental care
- Monitoring of measures for restructuring and reforming of organizations for orphaned children and children left without parental care aimed at assurance of creation of conditions for placement of orphaned children and children left without parental care into families of Russian citizens and creation of conditions for bringing up children in the family-type organizations and post-residential adaptation of graduates of such organizations
- Monitoring of measures for assurance of family placement of orphaned children and children left without parental care.

PLACEMENT OF CHILDREN AND TEENAGERS LEFT WITHOUT PARENTAL CARE

	2012	2013	2014	2015
Children and teenagers left without parental care identified and registered ¹⁾ :				
persons	79990	73331	65162	60111
per 10 000 children aged 0-17	29.7	26.8	23.0	20.7
of which placed into:				
infant homes, child homes and boarding schools for orphaned children and children left without parental care, institutions for social protection of population and other institutions with full state support:				
persons	21317	17232	12052	11278
percentage of the number of identified and registered under guardianship (trusteeship), adoption:	26.6	23.5	18.5	18.8
persons	42249	39302	37810	35537
percentage of the number of identified and registered including those adopted by foreign citizens:	52.8	53.6	58.0	59.1
persons	2604	1488	1052	746
percentage of the number of identified and registered	3.3	2.0	1.6	1.2

¹⁾ Taking into account the children not placed by the beginning of the reporting year.

Ministry of Education and Science

educational

organizations where orphaned children and children left without parental care reside (educated and/or brought up)

Ministry of Health

organization of health care system (infant homes)

Ministry of Labor and Social Protection

institutions

of social service of population (child residential care homes for disabled children with mental retardation and physical defects, - social rehabilitation centers for children left without parental care, social shelters)

Federal State Statistics Service

Dissemination of Statistical Information

www.gks.ru

Official publications on the Web-site of the Federal State Statistics Service

www.fedstat.ru

Unified Inter-Departmental Information and Statistics System (EMISS)











www.data.gov.ru

Open Data Portal of the Russian Federation

The Section "Family, Maternity and Childhood" containing the updated data was developed on the official Web-site of the Federal State Statistics Service within the frameworks of measures to implement the most important provisions of the National Action Strategy in the Interests of Children.

The screenshot displays the website of the Federal State Statistics Service (Федеральная служба государственной статистики). The header features the Russian coat of arms and the service's name. Navigation links include 'Путеводитель по сайту', 'Войти', 'Контакты специалистов', 'Енд', and social media icons. The main navigation bar highlights 'Официальная статистика'. The breadcrumb trail shows the path: 'Официальная статистика \ Население \ Семья, материнство и детство'. The main heading is 'Семья, материнство и детство' with a 'Мне нравится' button and a five-star rating. Below the heading is a list of sub-topics: 'Семейная политика детствосбережения', 'Доступность качественного обучения и воспитания', 'Здравоохранение, дружелюбное к детям, и здоровый образ жизни', 'Равные возможности для детей, нуждающихся в особой заботе государства', and 'Создание системы защиты и обеспечения прав и интересов детей и дружелюбного к ребенку правосудия'. On the right, a search bar and a 'Содержание' (Table of Contents) sidebar are visible, listing categories like 'Национальные счета', 'Население', 'Демография', 'Уровень жизни', 'Образование', 'Здравоохранение', 'Правонарушения', 'Жилищные условия', 'Неравенство и бедность', 'Семья, материнство и детство', 'Старшее поколение', and 'Положение инвалидов'. At the bottom, there are buttons for 'Оперативная информация' and 'Контакты специалистов раздела'.

Family Policy of Childhood Protection

1.9. Rate of growth (decrease) of the number of children left without parental care (as of the end of the reporting year, percentage of the previous year)	
1.10. Share of orphaned children and children left without parental care placed into family-type care, in the total number of orphaned children and children left without parental care	
1.11. Share of children adopted by citizens of the Russian Federation, in the total number of adopted children	
1.12. Share of orphaned children and children left without parental care brought up in the families of the citizens of the Russian Federation, in the total number of orphaned children and children left without parental care	
1.13. Rate of growth of the number of families wishing to foster a child (as of the end of the reporting year, percentage of the previous year)	
1.14. Number of children whose parents were deprived of parental rights	
1.15. Number of children whose parents were deprived of parental rights (per 10 000 children aged 0-17)	
1.16. Number of children whose parents have limited parental rights	
1.17. Number of children whose parents have limited parental rights (per 10 000 children aged 0-17)	
1.18. Number of foster parents with whose contracts were terminated ahead of schedule at the initiative of the trusteeship and guardianship authority due to occurrence in the family of unfavorable conditions for life, upbringing and education of a child (children)	

Equal Opportunities for Children in Need of Special Care of the State

4.5. Number of orphaned children and children left without parental care younger than 18 years old who have the right to get social support measures at the expense of the budget of the constituent entity of the Russian Federation



Conclusions

Strengths:

- no duplication
- availability

Weaknesses:

- it is necessary to provide for data development by sex and age